

THE PREVIOUSLY UNLISTED FORGERIES

SPANISH COLONIES

ELOBEY, ANNOBON AND CORISCO

1906 Surcharges

In *Sperati I* a single copy of the surcharged 15 centimos on 3 centimos was reported. Few details were given on the surcharge, which was judged to have been forged while the basic stamp was genuine.

In the archives of the Musée de la Poste-Paris there are four *Sperati* matrices (negatives) for forging the surcharges of this issue: two for the 15 centimos, one for the 25 centimos and one for the surcharge with value omitted. In addition, two proofs of the surcharge with value omitted and a proof of the 15 centimos surcharge (light impression) have been examined.

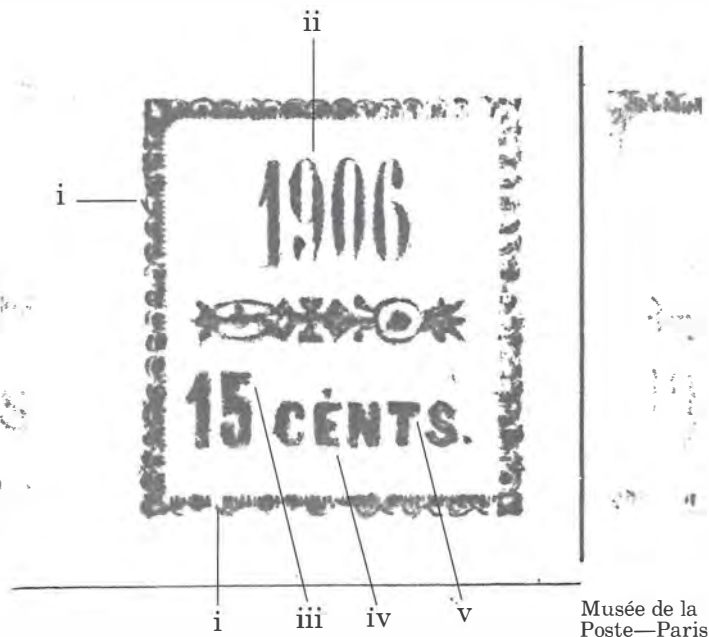
The genuine surcharges occur with both light and heavy impressions. They show little, if any, typographic wave. Consequently, it is difficult to establish incorrect features in the *Sperati* forgeries.

15 Cents.

The two matrices (negatives) for this value were made by copying from the same original, with a partial "10 CENTS." surcharge to each side. One matrix, however, yields a heavy impression and the other a light impression. The original was the variety with the bottoms of the "9" and "0" of "1906" missing.

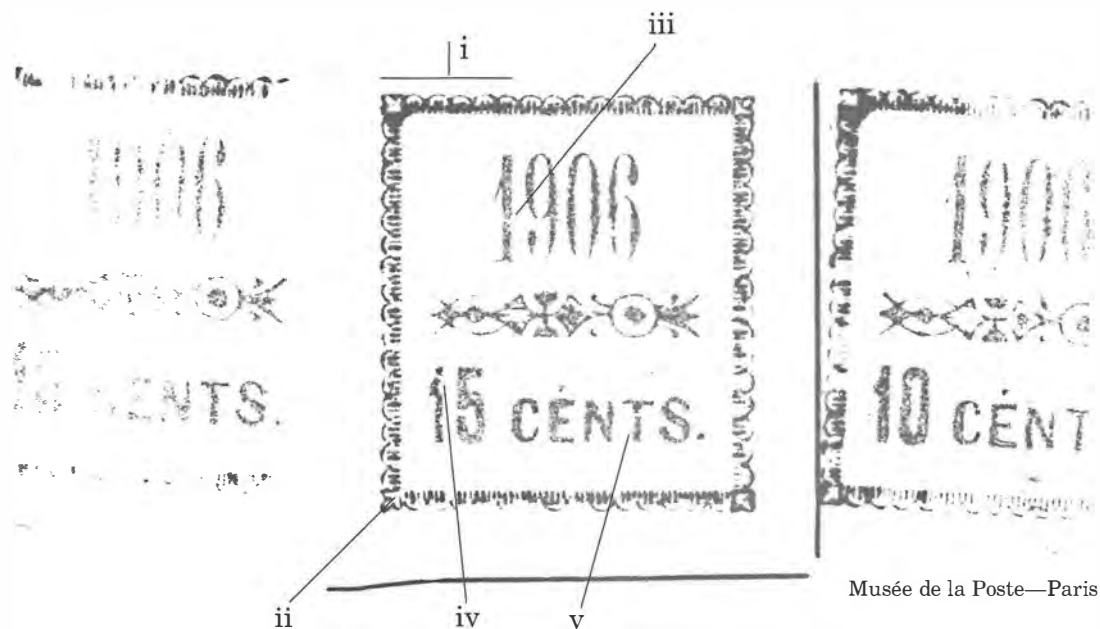
SPECIFIC TESTS (heavy impression)

- (i) The upper right quarter of the outer frame is light and the balance is heavy. On the left side of the frame, about three-fourths of the way up, there is a spur protruding to the NW. Below "15" there is a break in the frame.
- (ii) The upper loop of the "9" in "1906" has a protrusion on its inside right, high up. The bottom right of this digit telescopes abruptly from thick to thin.
- (iii) "15 CENTS." appears quite rough. The "5" has its NW right angle filled in on the inside. The end of its top arm is bifurcated on the right.
- (iv) The accent over the "E" of "CENTS." is an inverted, solid triangle, tilted slightly to the left. The central arm of the "E" is fat at the base and roughly rounded at its end.
- (v) The "T" of "CENTS." has a spur to the right from its vertical, at the join with the top arm.



Musée de la
Poste—Paris

THE WORK OF JEAN DE SPERATI II



Musée de la Poste—Paris


SPECIFIC TESTS (light impression—above)

- (i) The left side of the top border has a heavy line through the vertical bars of the ornaments.
- (ii) The bottom left corner ornament is open on its NE corner.
- (iii) The vertical of the “1” of “1906” shows a white crack proceeding inward and slightly downward from its left side, just below mid-height.
- (iv) The top of the “1” of “15” is crossed by a white diagonal, downward to the right.
- (v) The “T” of “CENTS.” has its top left arm slightly higher than the right. There is a dot on the lower left of the vertical of the “T”.

25 Cents.

SPECIFIC TESTS

- (i) The impression is relatively heavy.
- (ii) The outer frame is quite wide below the “25”.
- (iii) There is a break in the middle of the right outer frame line.
- (iv) “1906” has a small break in the bottom of the “9”. The “0” is weak at the NE and SE. The “6” is broken at the bottom and the top of the loop. On the right side of its vertical there is a notch, in the upper half.
- (v) The horizontal decoration has its left lower loop broken at its left end.
- (vi) “25 CENTS.” appears rough. The lower arm of the “E” has a crack separating its top half from the vertical. The “S” has a weak protrusion on its lower knee on the right side.



Musée de la Poste—Paris

THE PREVIOUSLY UNLISTED FORGERIES

No value

This matrix was made by touching out the value on a "10" or "15 CENTS." surcharge. It is a clear impression. This is the type with no bottom, save a dot, to the "0" of "1906".

SPECIFIC TESTS

- (i) In the "9" of "1906" the upper loop does not close with the vertical. There is a small bite out of the left side of the upper loop.
- (ii) The horizontal ornament has a break in the top left loop, just to the right of its mid-point. This loop does not touch the solid arrow head below it, whereas the lower loop does lightly.
- (iii) The oval on the right, with a large central dot, is broken on its top left. The upper leaf to its right does not touch the oval, although a thin vertical line from its left end drops to and touches the solid central member below.



Musée de la Poste—Paris



Proof impressions